

Verge Bathroom Mirror



FEATURES

- Super Slim 20mm! off the wall
- 100% Aluminium backing chassis
- Anodised aluminium finish
- Proudly designed & made in Australia
- 70,000 hours energy efficient LED lighting
- Turn on/off with a light switch on the wall
- IP67 rating
- Powered by an energy efficient 12V DC power supply
- Guardian Ultra Mirror (copper free, no black creep)
- Easy installation
- 3 year warranty

SHAPE OPTIONS

- Rectangle
- Square
- Custom

OPTIONS

- Dimmer with remote control
- Demister pad
- RGBW Colour LED's with remote or wall control
- Double strip of LEDs for Ultra bright - even better for makeup. Dimmer recommended with double light strip
- Standard light strip 45mm wide or custom width.

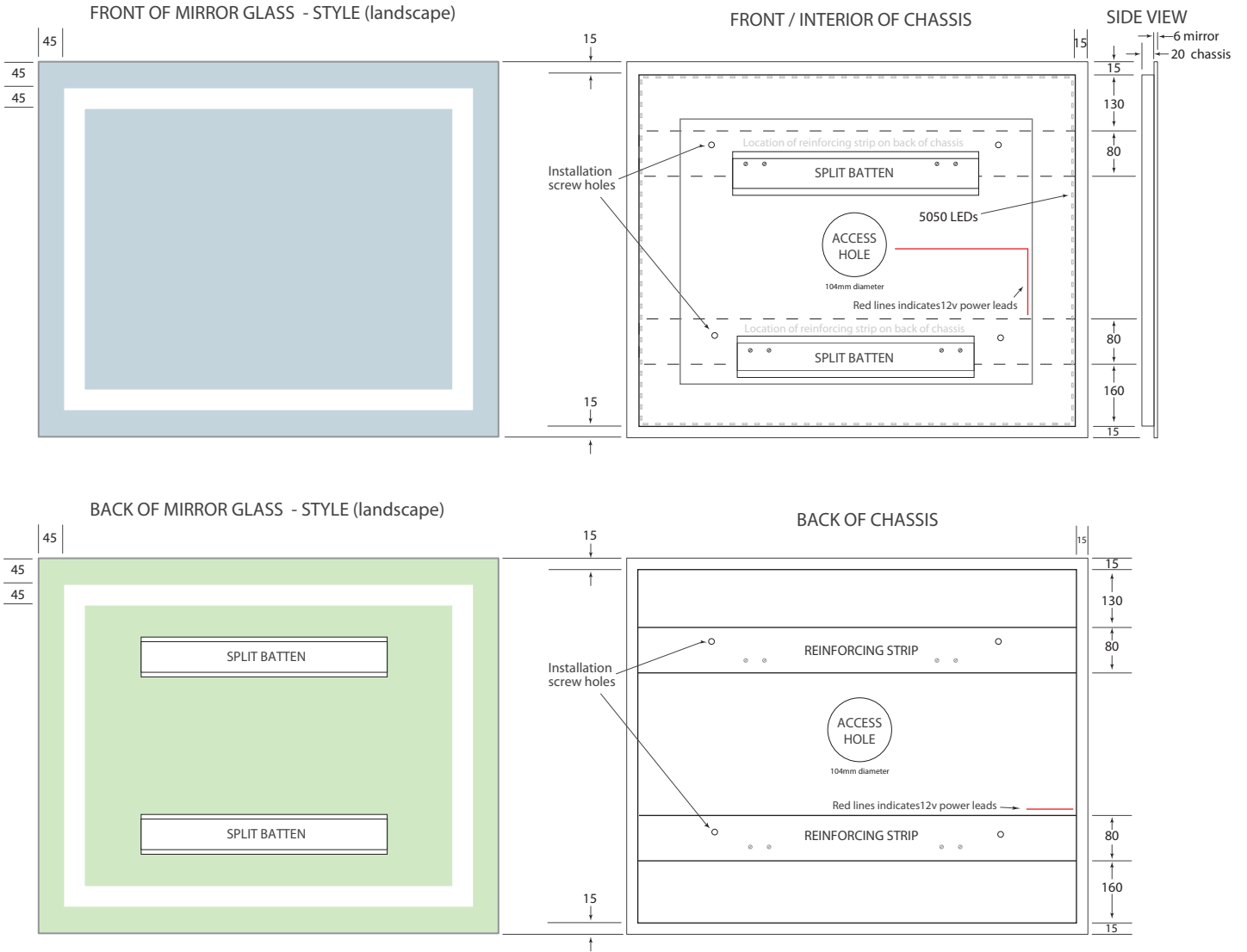
Key factors in the Bathroom Lighted Mirror range include

- Designed and Made in Sydney, Australia.
- Standard low profile of 20mm between the back of the mirror glass and the wall. With that low profile of 20mm this makes a Clearlight Designs Lighted Mirror the thinnest Lighted Mirror in the world.
- All aluminium backing structure. Each mirror is hung with two of our double split battens in our safe and easy, exceptionally strong, hanging system.
- The mirror. The most important component. We use Guardian Ultra Mirror (copper free). Guardian has recently introduced numerous improvements in both the production and the protective layers that coat the silver, resulting in sharp, beautiful reflectance and uncompromising durability. They use a silvering process that replaces copper with palladium resulting in a more durable mirror. The mirror's backing has an ultraviolet coating for added durability.
- We place our lights around the outer edge of the **Verge** strip light so that the light is directed back to the centre of the mirror i.e. towards your reflection. The distance around the outside of the light strip is longer than around the inside. This means we use more LEDs giving you more light for the same size mirror. (please see page 2 for detailed drawing of the inside of the lighted mirror)
- Safety. Powered by 12volt DC and IP67 rating of components ensure that our mirrors are safe from possible electric shock, especially in the potentially wet area of the bathroom. The de-mister heating pads, also 12volt are made in the UK and are of the highest quality.
- Lighting. 12vDC 5050 LEDs that output 15 lumens per chip or 900 lumens per metre, CRI ≥90.
Natural daylight (4000k) 14.4 w/m. (standard)
Warm white (3000k) 14.4 w/m. (optional)
RGBW 23 w/m. (optional)

Clearlight Designs is committed to giving you an outstanding service, and prides itself on supplying you with excellent handcrafted products designed and made in Australia.

VERGE BATHROOM ILLUMINATED MIRROR - Specification Sheet

All measurements in millimetres



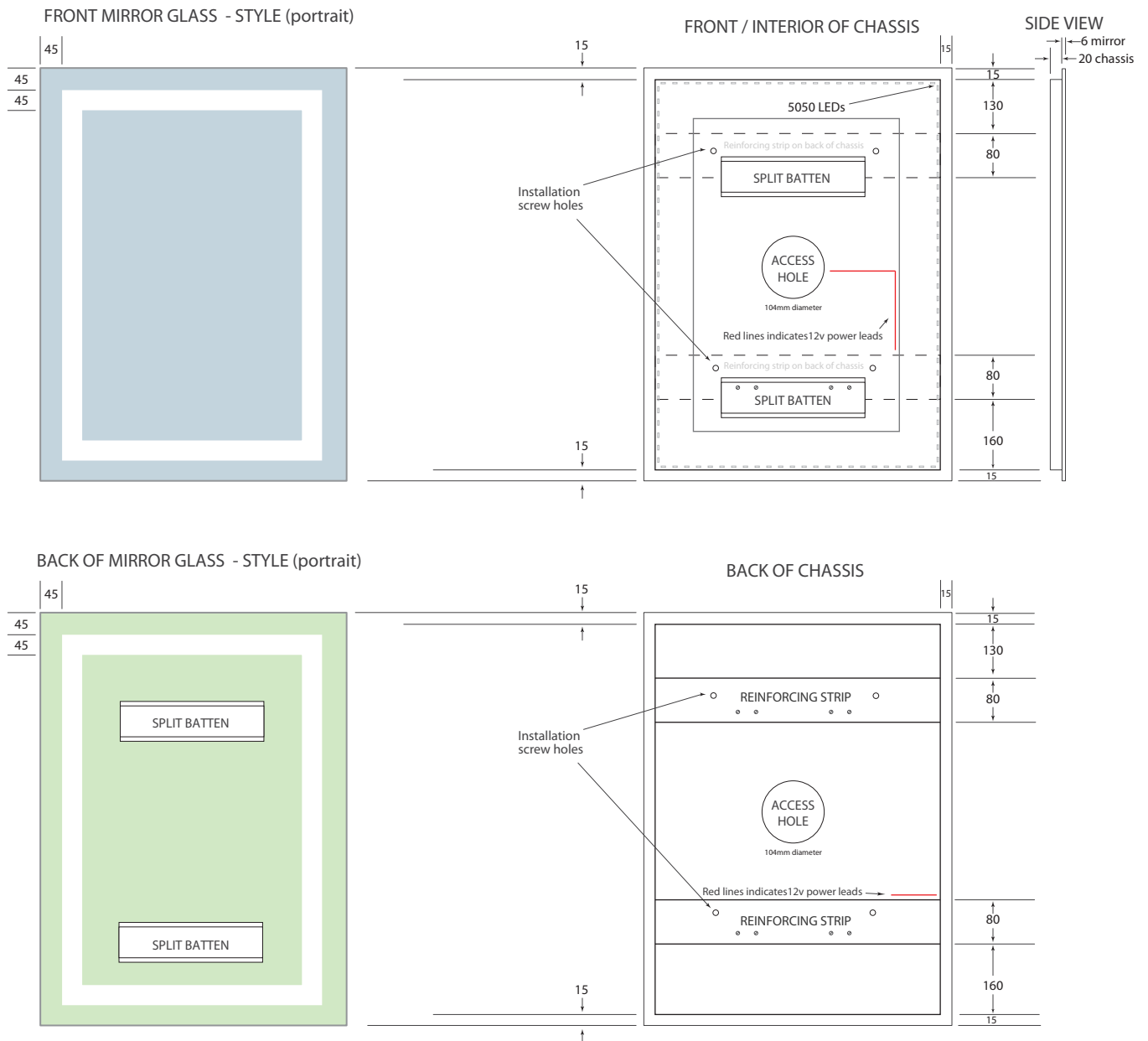
STANDARD SIZES - (landscape)

MODEL NUMBER	DIMENSIONS	MIRROR THICKNESS	POWER	LIGHTING
VERGE 1810	1800 W x 1000 H	6mm	12V-DC	LED 5050
VERGE 1610	1600 W x 1000 H	6mm	12V-DC	LED 5050
VERGE 1510	1500 W x 1000 H	6mm	12V-DC	LED 5050
VERGE 1410	1400 W x 1000 H	6mm	12V-DC	LED 5050
VERGE 129	1200 W x 900 H	6mm	12V-DC	LED 5050
VERGE 108	1000 W x 800 H	6mm	12V-DC	LED 5050
VERGE CUSTOM	CUS W x CUS H	6mm	12V-DC	LED 5050

Clearlight Designs is committed to giving you an outstanding service, and prides itself on supplying you with excellent handcrafted products designed and made in Australia.

VERGE BATHROOM ILLUMINATED MIRROR - Specification Sheet

All measurements in millimetres



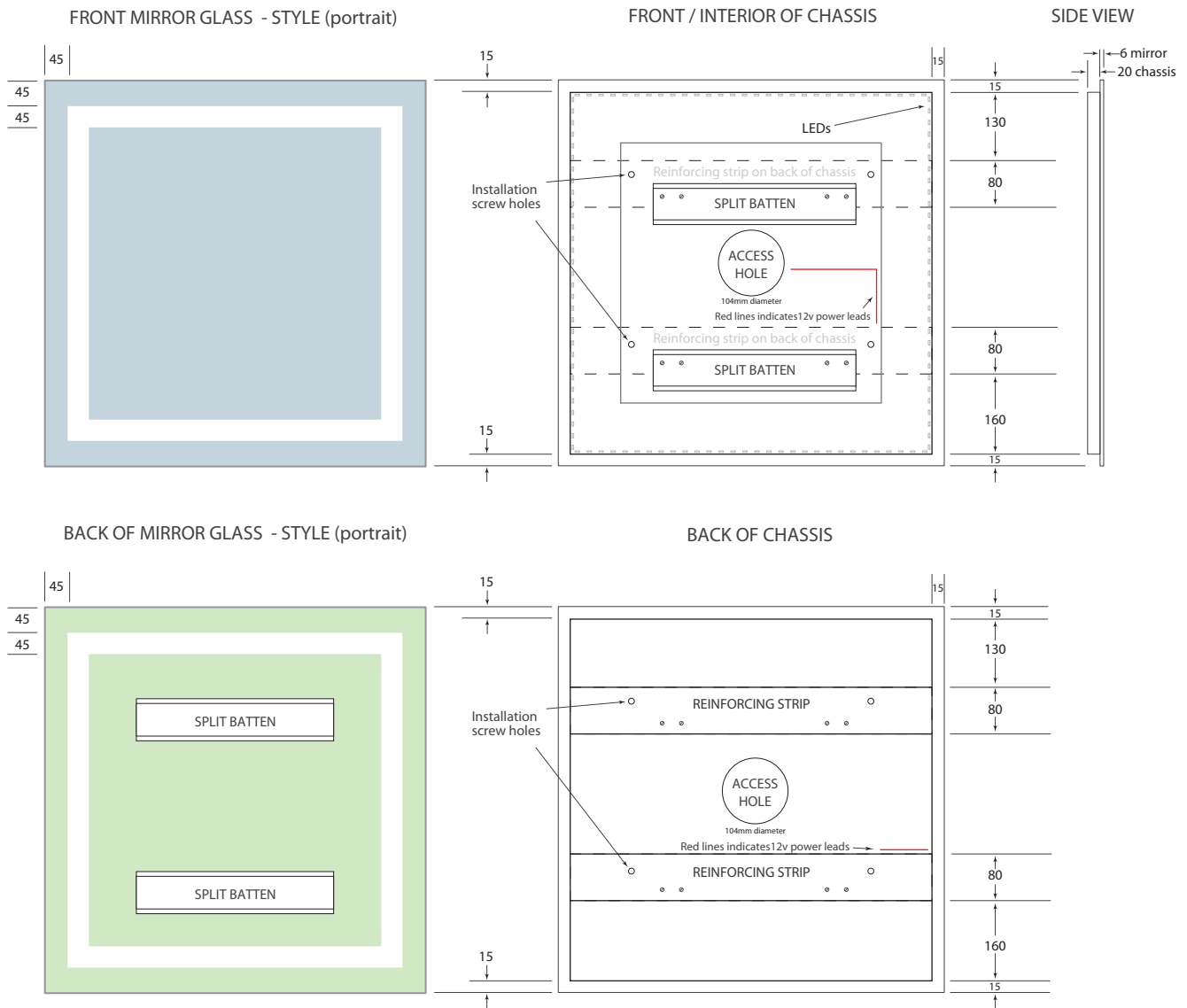
STANDARD SIZES - (portrait)

MODEL NUMBER	DIMENSIONS	MIRROR THICKNESS	POWER	LIGHTING
VERGE 810	800 W x 1000 H	6mm	12V-DC	LED 5050
VERGE 68	600 W x 800 H	6mm	12V-DC	LED 5050
VERGE CUSTOM	CUS W x CUS H	6mm	12V-DC	LED 5050

Clearlight Designs is committed to giving you an outstanding service, and prides itself on supplying you with excellent handcrafted products designed and made in Australia.

VERGE BATHROOM ILLUMINATED MIRROR - Specification Sheet

All measurements in millimetres



MODEL NUMBER	DIMENSIONS	MIRROR THICKNESS	POWER	LIGHTING
VERGE - 1010	1000 W x 1000 H	6mm	12V-DC	LED 5050
VERGE - 9090	900 W x 900 H	6mm	12V-DC	LED 5050
VERGE - 8080	800 W x 800 H	6mm	12V-DC	LED 5050
VERGE - 7575	750 W x 750 H	6mm	12V-DC	LED 5050
VERGE - 6060	600 W x 600 H	6mm	12V-DC	LED 5050